

6A Football

November 23 & December 1, 2018



100
1918
2018
OREGON SCHOOL ACTIVITIES ASSOCIATION
CENTENNIAL

2018
-
2019

We play
as a team.

We win as one, too.



As the proud title sponsor of the OSAA State Championships, OnPoint does everything we can to help our team — and community — get ahead. We deliver the local banking and lending our members need to reach their goals and make more possible.

Banking. Lending. Community.

Join 

Visit onpointcu.com today.



OnPoint[®]
COMMUNITY CREDIT UNION

503.228.7077 • 800.527.3932 • onpointcu.com

Federally insured by NCUA. • Equal Housing Opportunity.

OSAA / ONPOINT COMMUNITY CREDIT UNION STATE CHAMPIONSHIPS



Welcome to the OSAA / OnPoint Community Credit Union State Championships!

In 1918, administrators at 36 high schools came together in recognition of the need for consistent and equitable rules for high school activities in Oregon. As the OSAA celebrates its 100-year centennial, we remain steadfast in our efforts to support our member schools and their students.

At the OSAA we believe high school activities provide opportunities for students to receive a complete education that challenges both mind and body. These opportunities enrich and expand our students' school experience and prepare them to be successful in the future.

Participation in activities teaches students how to be part of something bigger than themselves; the meaning of respect for themselves and others; and skills like resilience, patience and the ability to be part of a team. Students also encounter adversity and hone skills that enable them to continue their personal journey to becoming a contributing member of society.

Congratulations to students, coaches, and school communities who earned the right to compete in this state championship! And a special thanks to OnPoint Community Credit Union for sharing our belief in the importance and value of high school activities through their financial commitment.

Thank you for your continued support of Oregon high school activities.

Peter Weber
Executive Director
Oregon School Activities Association



On behalf of OnPoint Community Credit Union and our valued members, welcome to the OSAA/OnPoint Community Credit Union State Championships!

At OnPoint, it's the people and communities we serve that matter most. From our members and employees, to our neighbors and community partners, we are committed to helping people prosper. A trusted financial partner with deep roots in education, OnPoint's community connection is strengthened by the passion and commitment of our nearly 700 employees and 350,000 members.

Since our founding in 1932, OnPoint has made it a priority to deepen our presence in the community by supporting students, schools and educators. We value enriching education and equipping students with the tools they need to reach their full potential. We are proud to partner with the OSAA to encourage an environment where students can learn and grow in community, teamwork and leadership.

Congratulations to all of the students, schools, coaches and families participating in today's state championship. You have worked hard to be here, and we are honored to be a part of the celebration.

Rob Stuart
President/Chief Executive Officer
OnPoint Community Credit Union





Kids who **play** grow
into healthy adults.

Proud sponsor of the OSAA





Proud to be the Official Sports Apparel Company of the OSAA

AVAILABLE ONLINE



OFFICIAL State Championship Letter Jacket Award Patches.

If out of stock or specific past year is requested patches will be individually made please allow 3-4 weeks



CUSTOMER SERVICE 503-227-2051



www.osaastore.com
www.sportsustore.com

OSAA



25200 SW Parkway Avenue, Suite 1
Wilsonville, OR 97070-9616

www.osaa.org

About the OSAA

The OSAA is comprised of 290 member high schools representing more than 200 Oregon communities. A private non-profit, board-governed association, the OSAA is sanctioned by the Oregon State Board of Education and is a member of the National Federation of State High School Associations (NFHS).

It's History

The OSAA began in 1918 when administrators from 36 schools recognized a need for an organization to coordinate and regulate high school interscholastic competition. Thus the Oregon State High School Athletic Association was formed. The name was changed in 1947 to reflect the inclusion of activities outside of traditional athletics.

Mission Statement

The mission of the OSAA is to serve member schools by providing leadership and state coordination for the conduct of interscholastic activities, which will enrich the educational experiences of high school students. The OSAA will work to promote interschool activities that provide equitable participation opportunities, positive recognition and learning experiences to students, while enhancing the achievement of educational goals.

What the OSAA Does

Much like the NCAA at the collegiate level, the OSAA regulates the eligibility and competition of all high school students in the state. This includes everything from determining which league a school will compete in to sponsoring and administering state championships.

Funding

As a private, non-profit organization, the OSAA does not receive any state funding. Revenue is generated from three sources: school membership fees, state championship gate receipts and corporate sponsors.

OSAA Activities

The OSAA sponsors 116 state championships for students competing in 19 interscholastic activities:

Fall

Cross Country, Volleyball, Soccer, Football

Winter

Cheerleading, Wrestling, Swimming, Basketball, Dance/Drill

Spring

Speech, Solo Music, Choir, Band/Orchestra
Golf, Tennis, Track & Field, Softball, Baseball

EXECUTIVE BOARD



Mike Scott
Superintendent
Hillsboro SD
6A



Mark Hannan
Administrator
Silver Falls SD
5A



Curt Shelley
Asst. Superintendent
Tillamook SD
4A



Steve Quick
Superintendent
Harney County SD
3A



Jeff Clark (President)
Principal
Oakland HS
2A



Jack Henderson (V.P.)
Superintendent
Dufur SD
1A



Mark Witty
Superintendent
Baker SD
6A/5A/4A At-Large



Heidi Sipe
Superintendent
Umatilla SD
3A/2A/1A At-Large



Sherry Duerst-Higgins
School Board
Lane County ESD
OSBA



Mark Horak
Athletic Director
West Linn HS
OADA



Mary Lou Boderman
Coordinator Music &
Drama
Salem-Keizer SD
Activities



John Beck
Coach
Grant HS
OACA



Jack Folliard
Executive Director
OAOA

OREGON SCHOOL ACTIVITIES ASSOCIATION
2018-19 Delegate Assembly

DISTRICT	TERM EXP		NAME	POSITION	SCHOOL / DISTRICT
6A-1 Portland Interscholastic League	2020	*	Chris Frazier	Principal	Franklin HS
6A-2 Metro League	2020	**	Don Grotting	Superintendent	Beaverton SD
6A-3 Pacific Conference	2021	EB*	Mike Scott	Superintendent	Hillsboro SD
6A-4 Mt. Hood Conference	2019		Ken Richardson	Superintendent	David Douglas SD
6A-5 Three Rivers League	2021	*	Andy Jones	Assistant Principal	Oregon City HS
6A-6 Mountain Valley Conference	2021	*	Lara Tiffin	Principal	South Salem HS
6A-7 Southwest Conference	2021	*	Clay Rounsaville	Athletic Director	Grants Pass HS
5A-1 Northwest Oregon Conference	2021	*	Scot Stockwell	Superintendent	St. Helens SD
5A-2 Midwestern League	2021	**	Kelly Bokn	District Athletic Director	Eugene SD
5A-3 Mid-Willamette Conference	2019	**EB	Mark Hannan	Administrator	Silver Falls SD
5A-4 Intermountain Conference	2021	**	Mike McIntosh	Superintendent	Redmond SD
4A-1 Cowapa League	2021	EB*	Curt Shelley	Asst Superintendent	Tillamook SD
4A-2 Tri-Valley Conference	2021	**	Ryan Carpenter	Superintendent	Estacada SD
4A-3 Oregon West Conference	2021	*	Alan Kirby	Principal	Stayton HS
4A-4 Sky-Em League	2021	*	Gary Carpenter	Superintendent	Fern Ridge SD
4A-5 Skyline Conference	2020		Erik Lathen	Principal	North Valley HS
4A-6 Greater Oregon League	2019	EB	Mark Witty	Superintendent	Baker SD
3A-1 Lewis & Clark League	2021	*	Scott Olson	Principal	Horizon Christian HS
3A-2 PacWest Conference	2021	*	Chris Daniels	Principal	Amity HS
3A-3 Coastal Range League	2021	*	Ian O'Brien	Assistant Principal	Warrenton HS
3A-4 Mountain Valley Conference	2021	*	Adam Watkins	Principal	Creswell HS
3A-5 Far West League	2021	*	Kevin Hunt	Principal	Sutherlin HS
3A-6 Eastern Oregon League	2021	EB	Heidi Sipe	Superintendent	Umatilla SD
2A-1 Northwest League	2020		Misty Wharton	Superintendent	Nestucca Valley SD
2A-2 Tri-River Conference	2021	*	Dean Rech	Principal	Sheridan HS
2A-3 Central Valley Conference	2021	EB**	Jeff Clark	Principal	Oakland HS
2A-4 Sunset Conference	2020		Brandon Standridge	Assistant Principal	Bandon HS
2A-5 Southern Cascade League	2021	*	Jamie Ongman	Principal	Lost River HS
2A-6 Blue Mountain Conference	2021	*	Matt Combe	Principal	Hepner HS
1A-1 The Valley 10 League	2021	**	Mark Sherman	Vice Principal	Southwest Christian HS
1A-2 Casco League	2021	*	Dan Dugan	Vice Principal/AD	Perrydale HS
1A-3 Mountain West League	2020		Marc Thielman	Superintendent	Alsea SD
1A-4 Skyline League	2019		Scott Yakovich	Principal	North Douglas HS
1A-5 Mountain Valley League	2019	**	Steve Prock	Principal	Gilchrist HS
1A-6 Big Sky League	2019		Jim Smith	Principal	Wheeler HS
1A-7 Old Oregon League	2021	*	Lance Homan	Superintendent	Joseph SD
1A-8 High Desert League	2020		Kevin Purnell	Superintendent	Adrian HS
Oregon School Boards Assn	2020	EB	Sherry Duerst-Higgins	School Board	Lane County ESD
Oregon Athletic Directors Assn	2019	EB	Mark Horak	Athletic Director	West Linn HS
Activities Advisory Committee	2019	EB	Mary Lou Boderman	Coord of Music/Drama	Salem-Keizer SD
Oregon Athletic Coaches Assn	2020	EB	John Beck	Coach	Grant HS
Oregon Athletic Officials Assn	2019	EB	Jack Foliard	Executive Director	Officials Association

* Newly elected ** Re-elected
(EB) OSAA Executive Board Member



October 5, 2018



**THE NATION'S LEADER IN
LIVE HIGH SCHOOL SPORTS**

Visit www.NFHSnetwork.com To Watch



Northwest Sports Photography



1.800.446.5758



*Proud to be the
Official Photographer
of the*


OSAA STATE FOOTBALL CHAMPIONSHIPS

Action, Team and Award Photos
will be available for viewing and purchase online at

www.4NSP.com



2018 OSAA / OnPoint Community Credit Union 6A Football State Championship



The team with the better Adjusted Playoff Ranking (APR) shall be the designated home team (bottom team in the matchup).

Jesuit Crusaders



VARSITY ROSTER

No.	Name	Pos.	Yr.	Ht.	Wt.	No.	Name	Pos.	Yr.	Ht.	Wt.
1	Campbell Brandt	WR/DB	11	5-10	153	45	Charlie Pickard	TE	10	6-4	205
2	Kade Wisher	RB/LB	11	5-9	155	47	Jack Goodman	OL	12	5-10	180
3	Gary Hollands	WR/DB	12	5-8	140	49	Jimmy Ray	TE/DL	11	6-2	234
4	Josh Daul	WR/DB	12	6-0	191	50	Seth Monahan	OL/DL	12	6-1	240
5	Andy Alfieri	RB/LB	11	6-3	210	53	David McDougall	OL/LB	12	6-2	211
6	Joey Gatto	WR	11	5-7	155	55	Joe Quillin	OL/DL	12	6-2	280
7	Seth Welsh	WR/DB	11	5-10	155	56	James Porter	TE/DL	11	6-2	225
8	Will Spitznagel	QB/DB	12	6-1	173	58	Alec Nasser	OL/DL	12	6-1	201
9	Solomon Bandy	DB	11	6-0	167	60	Shea Brooks	OL/DL	11	6-6	214
10	Cooper Wrenn	QB	10	6-3	175	61	Brody Marler	LB	10	6-0	164
11	Darius Mims	WR	10	5-11	133	62	Grayson Mondeaux	OL	12	6-4	307
12	Stanley Schoppe	RB	10	5-9	154	63	James Lewis	OL	10	6-4	180
13	Brian Coen	WR/DB	12	6-0	160	64	Nick Noonan	OL/DL	11	6-3	290
14	Jack Heyden	QB	11	6-1	167	66	Jaxson Wigger	LB	11	5-11	165
15	Nic Lupo	DB	12	6-1	180	67	Zach Rosson	OL/DL	12	6-3	200
16	Ty Searce	LB	12	6-1	182	68	Loul Embaye	OL/DL	11	6-2	192
17	Gilbert Smith	DB	11	6-0	165	73	Jon Viteznik	OG/DL	11	6-3	205
18	Matthew Levis	WR/DB	11	6-0	158	79	Declan Quillin	OL/DL	10	6-1	275
19	Kaba Haou	RB	11	6-0	158						
20	Dillon Vu	DB	12	5-9	162						
21	Mason Masterson	DB	10	6-1	167						
22	Ted Atkinson	RB/LB	11	6-0	160						
23	Colin McMahon	TE/DE	12	6-4	220						
26	Nick Lytle	DB	11	5-11	150						
27	Luke Spitznagel	LB	10	6-0	168						
28	Nolan Aylward	K	12	6-0	180						
29	Charlie Martin	DE	12	6-0	187						
30	Sebastian Hughel	WR	11	6-1	157						
33	Quinn Williamson	WR	11	6-4	180						
34	Gavin Meader	LB	11	6-0	170						
35	Tom McBratney	RB/DL	12	6-3	210						
36	Luke Huglin	LB	12	6-3	155						
37	St. John Gutbezahl	DB	12	5-11	160						
38	Logan Horton	RB/LB	11	6-1	225						
40	Zach Carr	LB	12	6-2	214						
42	Jonas Cisneros	LB	12	5-11	190						
43	Joe Angeli	LB	12	6-2	206						
44	Lucas Christen	OL/LB	11	6-1	218						

SCHEDULE (11-1)

Date	Opponent	Result
8/31	@ Mountainside	W 56-7
9/7	vs. Lake Oswego	L 14-20
9/14	vs. Westview	W 46-13
9/21	@ Aloha	W 56-7
9/28	vs. Central Catholic	W 42-16
10/5	@ Sheldon	W 36-32
10/12	vs. Southridge	W 62-21
10/19	@ Sunset	W 56-21
10/26	vs. Beaverton	W 62-14
11/2	vs. Grant	W 56-7
11/9	vs. Reynolds	W 45-7
11/16	vs. Tigard	W 23-22
11/23	@ Lake Oswego	

League 6A-SD2 (2018-2021) Special District 2
Location Portland
Mascot Crusaders
Colors Green, Gold

Principal Paul Hogan
Athletic Director Mike Hughes
Athletic Trainer Jen Adams



Head Coach Ken Potter
Assistant Coaches John Andreas, Jason Cammann, Gene Potter, Brian Martinek, Stephen Purdy, Raphiel Lambert, Steve Mueller, Jason Hildreth

Lake Oswego Lakers



VARSITY ROSTER

No.	Name	Pos.	Yr.	Ht.	Wt.	No.	Name	Pos.	Yr.	Ht.	Wt.
1	Keenan DeRaeve	RB/LB	12	5-10	180	39	Fletcher Farris	WR/DB	10	5-9	140
2	Scott Gevurtz	QB	10	6-0	150	41	George O'Brien	TE/LB	12	6-0	175
3	Joe Hutson	WR/DB	11	6-1	160	42	Calvin Williams	OL/LB	10	5-10	165
4	Quinn Gunter	QB	12	6-2	195	44	Connor Willinganz	RB/LB	11	5-10	180
5	Matthew Seboldsky	WR/DB	12	5-10	165	45	Julian Lopez	RB/DL	10	5-11	155
6	Collin Bracken	RB/LB	12	6-1	215	46	Ethan Evans	TE/DE	10	6-3	170
7	Chris Todd	TE/LB	12	6-2	225	50	Mo Linver	OL/DL	12	5-11	250
8	Kyle Langford	WR/DB	12	5-10	170	51	Bradley Bass	OL/DL	11	5-10	210
9	Casey Filkins	WR/DB	11	5-11	185	53	Asher Corbett	OL/DL	12	5-11	200
10	Andrew Oliver	QB/FS	10	6-0	175	54	Austin Leykam	OL/DL	9	6-0	190
11	Jackson Laurent	QB/QB	12	6-1	200	55	Cody Carlson	OL/LB	11	6-3	240
12	Aaron Rudder	K	11	6-0	165	56	Devin Anderson	OL/DL	12	6-0	175
13	Diyar Dezay	K	11	5-9	135	57	Cole Leeper	OL/DL	10	5-9	150
14	Thomas Dukart	WR/DB	11	6-1	175	58	Mike Mercep	OL/DL	12	6-2	220
15	Emmet Daly	DB/WR	12	5-10	170	59	Geordie McNeill	OL/DL	10	5-9	160
16	Calvin Heimbegner	QB/DB	10	6-0	160	60	Matthew Campbell	OL/DL	12	6-2	200
17	Thomas Rainey	K/P	9	5-5	145	61	Grant Fuson	OL/DE	12	6-5	220
18	Nathan Knox	WR/DB	10	6-0	170	62	Gavin McGuire	LB/DL	9	5-10	190
19	Marshall McGuire	TE/DE	11	6-3	220	62	Thomas Baker	OL/DL	10	6-1	175
20	Cooper Winn	RB/LB	11	5-10	190	63	Tanner Hall	OL/DL	12	6-1	225
21	Jacob Ferbache	WR/DB	12	6-2	150	64	Mario Pronnarongvat	OL/DL	12	6-3	240
22	Zack Wagner	RB/LB	10	6-1	185	65	Carson Bass	OL/DL	11	6-0	240
23	Jonas Hunter	WR/DB	11	5-11	155	66	Tylen Gustaff	OL/DL	10	6-1	245
24	Connor Cady	WR/DB	10	5-9	160	67	Fred Harding	DL	12	6-7	220
25	Kevin Jarrett	WR/DB	12	6-0	175	68	Niko Smith	OL/DL	11	6-0	250
26	Jack O'Brien	WR/LB	12	6-0	175	69	Ronan Herbst	DL/OL	10	5-8	185
27	Garrett Roach	WR/LB	10	5-10	160	70	Tiger Shanks	OL/DL	11	6-6	330
28	Brandon Roberts	WR/LB	12	6-1	180	72	Miles Lewis	OL/DL	12	6-4	215
29	Gabe Olvera	RB/LB	9	5-8	140	73	Jacob Johnstone	OL/DL	10	5-11	185
30	Tyler Miller	RB/LB	10	5-10	160	74	Jack Thompson	OL/DL	10	5-9	150
31	Aaron Olson	WR/DB	10	5-10	160	74	Ethan Michener	TE/DE	9	6-0	170
32	Gabe DeVille	OL/LB	12	5-11	195	75	Ryan Bertelsen	OL/DL	12	6-3	285
33	Malcolm Williams	WR/DB	10	6-0	160	77	Nui Tovey	QB/LB	9	6-1	180
34	Hayden Kavanaugh	RB/LB	10	5-10	175	78	Jack Layne	QB/LB	9	5-9	145
35	Conlon Light	QB/DB	10	5-10	130	80	Evan Graff	WR/LB	12	6-1	145
36	Evan Worthington	RB/LB	11	5-6	150	81	Zack Michener	WR/LB	10	6-4	195
37	Bryson Breeze	TE/LB	12	5-11	190	82	Ben Leshinsky	WR/DB	10	5-10	150
38	Jeremy Smith	RB/LB	11	5-10	155	83	Dylan Layne	RB/LB	9	5-9	135
						84	John Carnegie	WR/DB	11	5-11	140

SCHEDULE (11-1)

Date	Opponent	Result
8/31	vs. West Salem	W 48-21
9/7	@ Jesuit	W 20-14
9/14	vs. Oregon City	W 63-17
9/21	@ Clackamas	L 39-49
9/28	vs. Liberty	W 45-13
10/5	vs. West Linn	W 41-28
10/12	@ Canby	W 33-12
10/19	@ Tualatin	W 28-21
10/26	vs. Lakeridge	W 30-14
11/2	vs. North Medford	W 42-6
11/9	vs. Oregon City	W 49-14
11/16	vs. Central Catholic	W 35-24
11/23	vs. Jesuit	

League 6A-SD5 (2018-2021) Special District 5
Location Lake Oswego
Mascot Lakers
Colors Navy, White

Superintendent Dr. Michael Musick
Principal Rollin Dickinson
Athletic Director Brigham Baker
Athletic Trainer Ron Moore



Head Coach Steve Coury
Assistant Coaches Brian Bartsch, Frank Everhart, Karl Halberg, Chris Hubley, Brian Newcomer, Jordan Coury, Greg Lord, Steve Smith, Bill Hewes, Justin Wojciechowski, Brandon Akerman, Taylor Brown, Stevie Coury, Matt Stutes, JJ Brumfield, Nick Halberg, Tim Haney, Steven Long

**OSAA REGULAR DISTRICTS
2018-19
(includes Adjusted 2016-17 ADM)**

6A	(53)	5A	(32)	4A	(34)
1260+		1259-665		664-350	
6A-1 - Portland Interscholastic (9)		5A-1 - Northwest Oregon Conference (8)		4A-1 - Cowapa League (5)	
Benson Techmen*	831	Hillsboro Spartans	1138	Astoria Fishermen	525
Cleveland Warriors	1463	La Salle Prep Falcons	697	Banks Braves	368
Franklin Quakers	1369	Milwaukie / Arts Academy Mustangs	1182	Seaside Seagulls	377
Grant Generals	1407	Parkrose Broncos	778	Tillamook Cheesemakers	513
Jefferson Democrats*	482	Putnam Kingsmen	1015	Valley Catholic Valiants	382
Lincoln Cardinals	1648	Scappoose Indians	730		
Madison Senators*	862	St. Helens Lions	861	4A-2 - Tri-Valley Conference (6)	
Roosevelt Roughriders*	690	Wilsonville Wildcats	1063	Corbett Cardinals	394
Wilson Trojans	1325			Estacada Rangers	452
		5A-2 - Midwestern League (9)		Gladstone Gladiators	607
6A-2 - Metro League (7)		Ashland Grizzlies	936	Madras White Buffaloes	490
Aloha Warriors	1748	Churchill Lancers	1000	Molalla Indians	651
Beaverton Beavers	1635	Crater Comets	1125	North Marion Huskies	486
Jesuit Crusaders	1290	Eagle Point Eagles	903		
Mountainside Mavericks	NEW	North Bend Bulldogs	702	4A-3 - Oregon West Conference (7)	
Southridge Skyhawks	1595	North Eugene Highlanders	744	Cascade Cougars	643
Sunset Apollos	2213	Springfield Millers	1107	Newport Cubs	515
Westview Wildcats	2552	Thurston Colts	1143	Philomath Warriors	416
		Willamette Wolverines	1237	Sisters Outlaws	371
6A-3 - Pacific Conference (7)		5A-3 - Mid-Willamette Conference (9)		Stayton Eagles	577
Century Jaguars	1433	Central Panthers	837	Sweet Home Huskies	610
Forest Grove Vikings	1623	Corvallis Spartans	1079	Woodburn Bulldogs**	1105
Glencoe Crimson Tide	1407	Crescent Valley Raiders	921		
Liberty Falcons	1359	Dallas Dragons	820	4A-4 - Sky Em League (6)	
McMinnville Grizzlies	1771	Lebanon Warriors	1137	Cottage Grove Lions	635
Newberg Tigers	1488	North Salem Vikings**	1389	Elmira Falcons	370
Sherwood Bowmen	1597	Silverton Foxes	1158	Junction City Tigers	476
		South Albany Rebels	1185	Marist Catholic Spartans	521
6A-4 - Mt. Hood Conference (8)		West Albany Bulldogs	1253	Marshfield Pirates	650
Barlow Bruins	1510			Siuslaw Vikings	376
Centennial Eagles	1449	5A-4 - Intermountain Conference (6)			
Central Catholic Rams*	894	Crook County Cowboys	693	4A-5 - Skyline Conference (6)	
Clackamas Cavaliers	2300	Hood River Valley Eagles	1192	Henley Hornets	599
David Douglas Scots	2495	Pendleton Buckaroos	721	Hidden Valley Mustangs	501
Gresham Gophers	1292	Redmond Panthers	844	Klamath Union Pelicans	515
Reynolds Raiders	2183	Ridgeview Ravens	793	Mazama Vikings	572
Sandy Pioneers	1281	The Dalles Riverhawks	729	North Valley Knights	458
				Phoenix Pirates	602
6A-5 - Three Rivers League (8)				4A-6 - Greater Oregon League (4)	
Canby Cougars	1314			Baker Bulldogs	408
Lake Oswego Lakers	1301			La Grande Tigers	626
Lakeridge Pacers*	1092			McLoughlin Pioneers	422
Oregon City Pioneers	1918			Ontario Tigers	544
St. Mary's Academy Blues	1446				
Tigard Tigers	1813				
Tualatin Timberwolves	1774				
West Linn Lions	1751				
		6A-6 - Mountain Valley Conference (8)			
Bend Lava Bears	1558	Bend Lava Bears	1558		
McKay Scots	1876	McKay Scots	1876		
McNary Celtics	1713	McNary Celtics	1713		
Mountain View Cougars	1282	Mountain View Cougars	1282		
South Salem Saxons	1637	South Salem Saxons	1637		
Sprague Olympians	1529	Sprague Olympians	1529		
Summit Storm	1428	Summit Storm	1428		
West Salem Titans	1570	West Salem Titans	1570		
		6A-7 - Southwest Conference (6)			
Grants Pass Cavemen	1450	Grants Pass Cavemen	1450		
North Medford Black Tornado	1442	North Medford Black Tornado	1442		
Roseburg Indians	1352	Roseburg Indians	1352		
Sheldon Irish	1365	Sheldon Irish	1365		
South Eugene Axe	1371	South Eugene Axe	1371		
South Medford Panthers	1495	South Medford Panthers	1495		

KEY	
Denotes approved play up request	*
Denotes approved petition to play down	**
Denotes geographical exception	***

Give the gift
of possibilities
this season.



An OnPoint Visa® Gift Card makes the perfect gift for just about everybody. You can choose any amount from \$25 up to \$500, and your gift is always protected with Visa's zero-liability policy.*

Stop by an OnPoint branch
and stock up today.

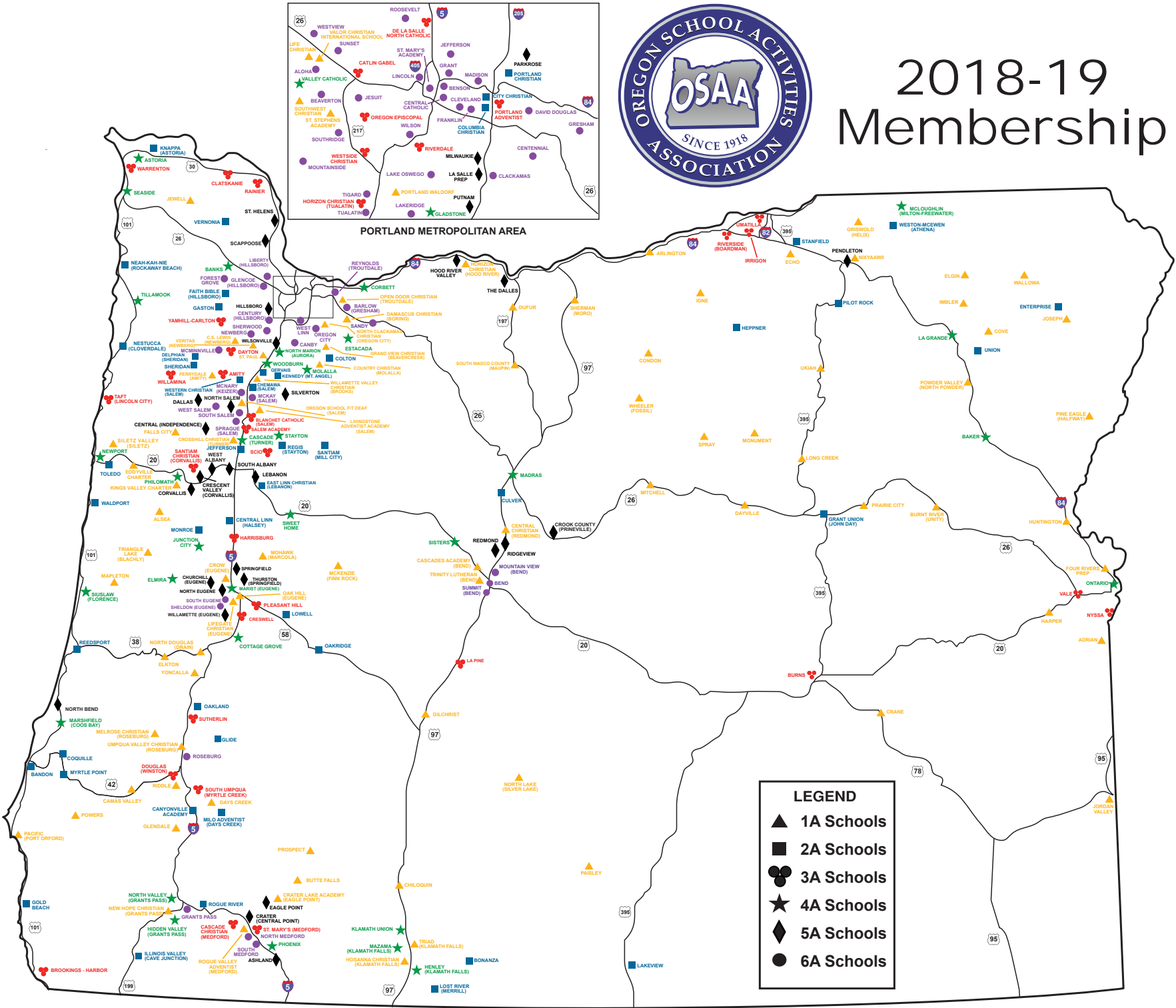
503.228.7077 • 800.527.3932 • onpointcu.com



Federally insured by NCUA. *Visa gift cards are subject to a \$4.95 processing fee at the time of purchase.
Equal Housing Opportunity.





2018-19 Membership





The OSAA Foundation Congratulates all OSAA Participants



To help ensure the Future of these Student Athletes and their Activities,
contact the OSAA Foundation to see how you can help today. www.osaafoundation.org

**OSAA REGULAR DISTRICTS
2018-19
(includes Adjusted 2016-17 ADM)**

3A 349-206	(35)	2A 205-90	(48)	1A 89-	(86)	1A (cont.) 89-	
3A-1 - Lewis & Clark League	(7)	2A-1 - Northwest League	(9)	1A-1 - The Valley 10 League	(11)	1A-5 - Mountain Valley League	(11)
Catlin Gabel Eagles	307	City Christian Lions	147	Country Christian Cougars	51	Cascades Academy Steelhead	35
De La Salle North Catholic Knights	318	Columbia Christian Knights	119	Damascus Christian Eagles	65	Central Christian Tigers	62
Horizon Christian Hawks (TUAL)*	135	Faith Bible Falcons	135	Grand View Christian Eagles	56	Chiloquin Panthers	68
Oregon Episcopal Aardvarks	313	Gaston Greyhounds	177	Life Christian Lions	53	Gilchrist Grizzlies	45
Portland Adventist Cougars	263	Knappa Loggers	137	North Clackamas Christian Saints	66	Hosanna Christian Lions	78
Riverdale Mavericks	269	Neah-Kah-Nie Pirates	202	Open Door Christian Huskies	54	North Lake Cowboys	66
Westside Christian Eagles	234	Nestucca Bobcats	133	Portland Waldorf Wolfpack	79	Paisley Broncos	31
		Portland Christian Royals	175	Southwest Christian Wildcats	56	Prospect Cougars	48
		Vernonia Loggers	161	St. Stephens Academy	42	Rogue Valley Adventist Red Tail Hawks	32
3A-2 - PacWest Conference	(6)	2A-2 - Tri-River Conference	(9)	Trinity Academy Thunder	28	Triad Timber Wolves	61
Amity Warriors	233	Chemawa Braves**	236	Valor Christian Knights	29	Trinity Lutheran Saints	58
Blanchet Catholic Cavaliers	208	Colton Vikings	180	1A-2 - Casco League	(10)	1A-6 - Big Sky League	(11)
Dayton Pirates	269	Culver Bulldogs	175	C.S. Lewis Watchmen	31	Arlington Honkers	47
Salem Academy Crusaders	239	Delphian School Dragons	153	Crosshill Christian Eagles	79	Condon Blue Devils	36
Scio Loggers	250	Gervais Cougars**	237	Falls City Mountaineers	53	Dufur Rangers	84
Yamhill-Carlton Tigers	278	Kennedy Trojans	162	Jewell Bluejays	39	Echo Cougars	77
3A-3 - Coastal Range League	(5)	Santiam Wolverines	138	Livingstone Adventist Academy Lions	61	Horizon Christian Hawks (HR)	70
Clatskanie Tigers	207	Sheridan Spartans	204	Oregon School f/t Deaf Panthers	51	Ione Cardinals	65
Rainier Columbians	271	Western Christian Pioneers	125	Perrydale Pirates	84	Mitchell Loggers	27
Taft Tigers	330	2A-3 - Central Valley Conference	(8)	St. Paul Buckaroos	85	Sherman Huskies	74
Warrenton Warriors	225	Central Linn Cobras	173	Veritas School Vanguard	49	South Wasco County Redsides	62
Willamina Bulldogs	225	East Linn Christian Eagles	134	Williamette Valley Christian Warriors	55	Spray Eagles	19
		Jefferson Lions**	242	1A-3 - Mountain West League	(10)	Wheeler Falcons	14
3A-4 - Mountain Valley Conference	(5)	Lowell Devils	94	Aelsea Wolverines	42	1A-7 - Old Oregon League	(9)
Creswell Bulldogs	340	Monroe Dragons	115	Crow Cougars	85	Cove Leopards	79
Harrisburg Eagles	266	Oakland Oakers	174	Eddyville Charter Eagles	48	Elgin Huskies	84
La Pine Hawks	334	Oakridge Warriors	127	Kings Valley Charter Eagles	52	Griswold Grizzlies	55
Pleasant Hill Billies	316	Regis Rams	132	Mapleton Sailors	36	Imbler Panthers	87
Santiam Christian Eagles	221	2A-4 - Sunset Conference	(7)	McKenzie Eagles	46	Joseph Eagles	65
		Bandon Tigers	189	Mohawk Indians	60	Nixyaawii Eagles	47
3A-5 - Far West League	(6)	Coquille Red Devils	192	Oak Hill School Falcons	57	Pine Eagle Spartans	47
Brookings-Harbor Bruins***	445	Gold Beach Panthers	145	Siletz Valley Warriors	66	Powder Valley Badgers	73
Cascade Christian Challengers	257	Myrtle Point Bobcats	143	Triangle Lake Lakers	62	Wallowa Cougars	51
Douglas Trojans	335	Reedsport Brave	181	1A-4 - Skyline League	(12)	1A-8 - High Desert League	(12)
South Umpqua Lancers	331	Toledo Boomers	137	Camas Valley Hornets	56	Adrian Antelopes	77
St. Mary's Crusaders	311	Waldport Irish	132	Days Creek Wolves	71	Burnt River Bulls	23
Sutherlin Bulldogs	325	2A-5 - Southern Cascade League	(8)	Elkton Elks	77	Crane Mustangs	57
		Bonanza Antlers	120	Glendale Pirates	77	Dayville Tigers	14
3A-6 - Eastern Oregon League	(6)	Butte Falls/Crater Lake Charter	144	Melrose Christian	17	Four Rivers Charter Falcons	47
Burns Hilanders	238	Canyonville Academy Pilots	130	New Hope Christian Warriors	71	Harper Hornets	32
Irrigon Knights	219	Glide Wildcats	184	North Douglas Warriors	82	Huntington Locomotives	24
Nyssa Bulldogs	257	Illinois Valley Cougars**	253	Pacific Pirates	58	Jordan Valley Mustangs	31
Riverside Pirates	223	Lakeview Honkers	202	Powers Cruisers	38	Long Creek Mountaineers	13
Umatilla Vikings	317	Lost River Raiders	114	Riddle Irish	85	Monument Tigers	18
Vale Vikings	240	Rogue River Chieftains**	213	Umpqua Valley Christian Monarchs	65	Prairie City Panthers	42
		2A-6 - Blue Mountain Conference	(7)	Yoncalla Eagles	72	Ukiah Cougars	13
		Enterprise Outlaws	127				
		Grant Union Prospectors	154				
		Heppner Mustangs	93				
		Pilot Rock Rockets	92				
		Stanfield Tigers	126				
		Union Bobcats	100				
		Weston-McEwen Tiger Scots	167				
Teams with no League Affiliation							
Sheridan Japanese	27						
Milo Adventist Mustangs	81						

Sheldon Irish



VARSITY ROSTER

No.	Name	Pos.	Yr.	Ht.	Wt.	No.	Name	Pos.	Yr.	Ht.	Wt.
1	Michael Johnson Jr.	QB/DB	12	6-4	205	58	Brad Harward	OT/DE	11	5-11	210
2	Griffin Line	QB/LB	11	6-2	185	61	Max Meier	OG/DT	11	6-0	255
3	Ben Mehlhaff	TE/LB	11	6-2	200	62	Jeffrey Pelfrey	OG/DT	12	6-0	300
4	Matthew Burgess	RB/LB	12	5-11	195	63	Tyler Turchetto	OL/DL	10	5-11	210
5	Patrick Herbert	TE/DE	12	6-5	235	64	Garrett Wilcoxson	OT/LB	12	5-10	165
6	Zach Folsom	WR/LB	12	5-10	185	65	Hunter Sutton	OT/DE	12	6-1	175
7	Parker Wiles	TE/LB	12	6-0	220	66	Cameron Sizemore	C/DT	12	5-11	205
8	Carter Neuman	WR/DE	10	6-3	185	68	Noah Davis	OT/DE	11	5-9	175
9	Jack Folsom	WR/DB	12	5-11	175	70	Isaiah Lugo	OG/DE	12	5-11	225
10	Dylan Dowling	WR/LB	12	6-2	185	71	Jaeger Dinsmore	OL/DL	11	5-10	225
11	Gunner Robinson	WR/DB	10	6-1	165	72	Zach Lippert	OT/DE	11	6-1	260
12	Rhys Messner	QB/LB	11	6-1	210	73	Logan Sutherland	OG/DT	10	6-2	235
13	Braden Klinko	WR/DB	12	6-3	175	76	Seth Meier	OG/DT	11	6-0	270
14	Owen Montoya	WR/DB	12	5-9	165	77	Hayden Bass	OT/DT	10	6-4	275
15	Michael Shear	WR/DE	12	6-0	185	79	Madden Salisbury	OG/DT	12	6-3	320
16	Braeden Ryan	WR/DB	11	6-2	175	80	Taylor Sisneros	WR/LB	11	6-2	200
17	Jacob Frey	WR/DB	12	6-2	185	84	Tanner Rich	RB/LB	10	6-0	175
18	Jay Kartub	K	10	5-10	160						
19	Larsen Helikson	QB/DB	10	5-10	165						
20	Hunter Anderle	WR/DB	11	6-1	160						
21	Calin Morgan	WR/DB	12	5-10	160						
22	Pierce Ewing	RB/LB	11	6-2	205						
23	Tyler Victor	WR/DB	11	6-2	170						
24	Josh Loesch	WR/DB	11	6-3	175						
25	Lane Shields	RB/LB	11	6-2	215						
28	Josh Hess	RB/DB	12	5-9	155						
32	Ian Bonine	K	11	5-10	165						
33	Tyler Addison	RB/LB	10	5-11	172						
35	Quincy Spurlock	WR/DB	11	6-1	170						
42	Carson West	WR/DB	12	6-2	200						
44	Nicholas Yakovich	TE/DE	11	6-6	225						
50	Logan Bateman	OT/DE	12	6-4	220						
51	Austin Lasby	OG/DT	12	6-2	330						
52	Andy Adams	C/DT	11	6-2	295						
53	Taylor Johnson	OT/DE	11	6-4	255						
54	Jack Olive	OT/DE	12	6-4	215						
55	Sam Koenig	OT/DT	11	6-3	265						
56	Shane Schwake	OT/DT	10	6-5	285						

SCHEDULE (10-2)

Date	Opponent	Result
8/31	vs. Graham Kapowski...	L 50-51
9/7	@ Thurston	W 58-7
9/14	vs. West Linn	W 42-27
9/21	@ West Salem	W 56-21
9/29	@ North Medford	W 35-6
10/5	vs. Jesuit	L 32-36
10/12	@ South Medford	W 45-20
10/19	vs. Roseburg	W 49-7
10/26	vs. Grants Pass	W 56-6
11/2	vs. Centennial	W 42-6
11/9	vs. Sherwood	W 44-28
11/16	vs. West Linn	W 38-26
11/23	@ Clackamas	

League 6A-SD7 (2018-2021) Special District 7

Location Eugene

Mascot Irish

Colors Green, White, Black

Superintendent Dr. Gustavo Balderas

Principal Robert Bolden

Athletic Director Matt Binkerd

Athletic Trainer Laura Baker



Head Coach Josh Line

Assistant Coaches Jason Fife, Mark Schmidt, Scott Wright, Tyler Martell, Rudy Herr, Kellen Hobie

Clackamas Cavaliers



VARSITY ROSTER

No.	Name	Pos.	Yr.	Ht.	Wt.	No.	Name	Pos.	Yr.	Ht.	Wt.
2	Cameron Bettles		10			56	Nick Espinoza	LB/OL	11	6-3	230
3	Jack Dollens	WR	12	5-11	170	58	Garrett Aldinger	OL	12	6-2	215
4	Jake Bushman	LB/RB	12	5-10	205	60	Chris Thor	OL	11	6-0	240
5	Thomas Tolonen	DB/WR	12	5-11	175	61	Logan Chastain		9		
6	Jack Artman		10			63	Tyson MacClanathan	DL/OL	12	5-10	215
7	Caleb Jordan	QB	11	6-2	190	66	Nico Cardens	OL	12	5-7	225
8	Garrison Tooke	DB/WR	11	6-1	180	67	Kelsen Hennessy	DL	12	6-5	260
9	Grant Schoen	DB	12	5-11	170	70	Connor Marsh		11		
10	Anthony Talavera		12			71	Alex Tobiassen	OL	11	6-3	230
11	Austin Atkenon	QB	11	6-2	185	72	Jackson Dennis	LB/OL	11	5-11	230
12	Richard Kennewell	LB/WR	11	6-3	180	73	Alex Hall	DL/OL	11	6-2	275
13	JeanElie Fleck		11			74	Brian Espinoza	OL	12	6-5	270
14	Jailen Hammer	DB/WR	12	5-11	185	75	Jacob Carsten		12		
15	Jeffrey Nelson	K	12	6-3	175	76	Seth Gregory	DL	11		
16	Dan Mahler	WR	11	6-0	160	77	Luke Vermace	DL/OL	11	6-3	255
17	Cameron Cooper	WR	11	5-11	140	81	Tysa Ngo	LB/TE	11	6-1	215
18	Cade Bergers	DB	12	6-0	175	82	Zach Murray	DB	12	6-0	145
19	Jaxon Shaw	QB	10			84	Nick Kennewell	WR	10		
20	Ivan Diaz	LB	12	5-10	175	85	Will Curran		10		
21	Nemo Dedmon	WR	12	5-11	185	86	Owen Brusco		11		
22	Tyler Vaughn	LB/TE	11	6-1	220	89	Nolan Cashion	DL/TE	11	6-4	235
23	Zack Thompson	LB	12	6-0	175						
24	Noah Hobbs	RB	12	5-9	160						
25	Justice Pagan	LB/TE	12	6-2	225						
26	Aaron Ruth	DB	11	6-1	160						
27	Blaine Cyphers		11								
28	Jake Spitulski		10								
29	Ahmir Calhoun	DB	12	5-8	165						
33	Dominic Chimienti	LB	12	5-10	195						
34	Ethan Secor		10								
36	Bryce Anderson	LB	11	5-8	170						
42	Kaden Ludwick	LB	9								
43	Andrew Talavera		11								
44	Grayson Pibal	C	11	6-3	185						
47	Patrick Hisatake		10								
48	AJ Salmon		11								
52	Cole Allen	DL	11	6-1	260						
53	Noah Preuitt		9								

SCHEDULE (12-0)

Date	Opponent	Result
8/31	@ Iolani (HI) {8-1}	W 7-0
9/7	vs. Sherwood	W 43-14
9/14	@ Beaverton	W 49-14
9/21	vs. Lake Oswego	W 49-39
9/28	@ Lincoln	W 35-21
10/5	vs. Gresham	W 51-8
10/11	vs. Reynolds	W 38-12
10/19	@ David Douglas	W 63-8
10/26	@ Central Catholic	W 24-22
11/2	vs. Newberg	W 48-0
11/9	vs. West Salem	W 24-14
11/16	vs. Liberty	W 59-21
11/23	vs. Sheldon	

League 6A-SD4 (2018-2021) Special District 4
Location Clackamas
Mascot Cavaliers
Colors Red, Black

Superintendent Matt Utterback
Principal Tammy O'Neill
Athletic Director Vicki Nelms
Athletic Trainer Heidi Loebach



Head Coach Joe Bushman
Assistant Coaches Jesse Brand, Christian Cooper, Seward Calhoun, Renato Felina, JJ Johnson, Matthew Ginnow, Dan Sherrell, Thomas Sunseri, Jack Goodwin, Bryan Ludwick, Randy Fisher, Lionel Gay, John Arntson



CLEAR HEAD

PLAY FASTER

PLAYMAKER

PRIMED FOR THE BATTLE

CONTROL

QUIET THE CHAOS

PLAY SMARTER



THE ALL NEW GST PRIME

Built for today's up-tempo offenses, the GST Prime slows down the game so you can play faster.

WILSONFOOTBALL.COM

facebook.com/wilsonfootball

@wilson_football

@wilson_football



PACIFIC OFFICE
AUTOMATION

— PROBLEM SOLVED —

FOR OVER 35 YEARS

LOCALLY OWNED,

NATIONALLY RECOGNIZED

OUR PEOPLE MAKE TECHNOLOGY WORK.

Document management, IT services, printers & multifunction products, and more for your digital success

Pacific Office Automation
14747 NW Greenbrier Parkway
Beaverton, OR 97006

(888) 896-9029
pacificoffice.com



SHARP®

OSAA Football Championships

State Champions Past 10 Years (see www.osaa.org/archives for a complete list of all-time state champions)

Year	Class	Champion (W-L)	Coach	2 nd Place (W-L)	Coach	Score	Site
2007	6A	Sheldon (13-1)	Marty Johnson	Tualatin (9-4)	Craig Hastin	28-14	Reser Stadium, Corvallis
	5A	West Albany (14-0)	Randy Nyquist	Glencoe (11-3)	Tim Duvall	34-7	Reser Stadium, Corvallis
	4A	Marist (12-2)	Rory Rosenbach	Sisters (13-1)	Bob Macauley	36-28	Reser Stadium, Corvallis
	3A	Gold Beach (14-0)	Kevin Swift	Vale (10-3)	Jeff Jacobs	42-0	Hillsboro Stadium
	2A	Culver (13-1)	Kurt Davis	Heppner (10-3)	Greg Grant	10-6	Hillsboro Stadium
	1A	Mohawk (13-0)	Laric Cook	Imbler (12-1)	Lee Lowe	22-16	Hillsboro Stadium
2008	6A	Southridge (12-2)	Brad Mastrud	Lake Oswego (12-1)	Steve Cury	35-21	Reser Stadium, Corvallis
	5A	West Albany (14-0)	Randy Nyquist	Thurston (12-1)	Justin Starck	35-28	Reser Stadium, Corvallis
	4A	Astoria (14-0)	Howard Rub	Banks (11-3)	Ben Buchanan	19-11	Reser Stadium, Corvallis
	3A	Grant Union (13-0)	Monty Nash	Gold Beach (12-2)	Kevin Swift	28-14	Hillsboro Stadium
	2A	Knappa (12-1)	Aaron Thornton	Culver (11-2)	Kurt Davis	20-6	Hillsboro Stadium
	1A	Imbler (11-1)	Lee Lowe	Joseph (11-2)	Rusty Eschler	48-36	Hillsboro Stadium
2009	6A	Sheldon (14-0)	Marty Johnson	Jesuit (12-2)	Ken Potter	50-43	Reser Stadium, Corvallis
	5A	Hillsboro (13-1)	Ken Ingram	Jefferson (9-5)	Anthony Stoudamire	20-6	Reser Stadium, Corvallis
	4A	Marist (14-0)	Frank Geske	Baker (11-2)	David Johnson	55-16	Reser Stadium, Corvallis
	3A	Amity (13-0)	Joel Magill	Rainier (11-3)	Thor Ware	51-16	Hillsboro Stadium
	2A	Scio (14-0)	Kyle Braa	Kennedy (9-5)	Randy Traeger	14-7	Hillsboro Stadium
	1A	St. Paul (14-0)	Tony Smith	Imbler (11-1)	Lee Lowe	38-34	Hillsboro Stadium
2010	6A	Aloha (13-1)	Chris Casey	Tualatin (13-1)	Rob Hastin	34-13	Reser Stadium, Corvallis
	5A	Sherwood (13-0)	Greg Lawrence	Marist (12-1)	Frank Geske	26-23 (OT)	Hillsboro Stadium
	4A	Baker (12-1)	David Johnson	Douglas (11-3)	Joe Polamalu	34-20	Hillsboro Stadium
	3A	Rainier (11-3)	Thor Ware	Santiam Christian (13-1)	David Lange	40-26	Hillsboro Stadium
	2A	Scio (14-0)	Kyle Braa	Gold Beach (9-4)	Kevin Swift	46-8	Liberty HS, Hillsboro
	1A	St. Paul (15-0) ^	Tony Smith	Camas Valley (12-2)	Eli Wolfe	22-8	Liberty HS, Hillsboro
<i>^ Win total includes two forfeit victories of games not contested on the field</i>							
2011	6A	Lake Oswego (14-0)	Steve Cury	Sheldon (13-1)	Lane Johnson	47-14	Jeld-Wen Field, Portland
	5A	Mountain View (12-1)	Steve Turner	Sherwood (13-1)	Greg Lawrence	14-13	Hillsboro Stadium
	4A	La Salle Prep (14-0)	Tim Bowman	Siuslaw (12-1)	Tim Dodson	45-40	Hillsboro Stadium
	3A	Santiam Christian (13-1)	David Lange	Dayton (12-1)	Gary Thorson	31-28	Hillsboro Stadium
	2A	Gold Beach (13-0)	Kevin Swift	Scio (12-2)	Jim Mask	30-0	Cottage Grove HS
	1A	Camas Valley (14-0)	Eli Wolfe	Perrydale (11-2)	Dan Dugan	66-22	Cottage Grove HS
2012	6A	Sheldon (14-0)	Lane Johnson	Lake Oswego (13-1)	Steve Cury	13-6	Jeld-Wen Field, Portland
	5A	Sherwood (13-0)	Greg Lawrence	Marist (11-2)	Frank Geske	46-20	Hillsboro Stadium
	4A	Baker (11-1)	David Johnson	North Bend (11-2)	Gary Prince	52-22	Hillsboro Stadium
	3A	Dayton (12-0)	Brodie Unger	Cascade Christian (13-1)	Jon Gettman	34-28	Cottage Grove HS
	2A	Oakland (11-2)	Ben Lane	Portland Christian (12-2)	Cal Szeuber	50-27	Hillsboro Stadium
	1A	Camas Valley (13-0)	Eli Wolfe	St. Paul (11-1)	Tony Smith	24-8	Cottage Grove HS
2013	6A	Central Catholic (14-0)	Steve Pyne	Jesuit (11-3)	Ken Potter	38-28	Jeld-Wen Field, Portland
	5A	West Albany (12-1)	Randy Nyquist	Sherwood (12-1)	Greg Lawrence	21-20	Hillsboro Stadium
	4A	Ridgeview (13-1)	Andy Codding	Cottage Grove (10-3)	Gary Roberts	50-31	Hillsboro Stadium
	3A	Cascade Christian (12-2)	Jon Gettman	Nyssa (12-1)	Lee Long	41-6	Summit HS, Bend
	2A	Grant Union (12-1)	Jason Miller	Regis (12-2)	Tom Beckett	12-7	Summit HS, Bend
	1A	Imbler (12-1)	Lee Lowe	Lowell (12-1)	Pat Todd	88-76	Hillsboro Stadium
2014	6A	Central Catholic (13-1)	Steve Pyne	Tigard (13-1)	Craig Ruecker	49-0	Hillsboro Stadium
	5A	Hermiston (12-1)	Mark Hodges	Silverton (12-1)	John Mannion	34-12	Hillsboro Stadium
	4A	Gladstone (12-0)	Jon Jedrykowski	North Bend (11-1)	Gary Prince	35-17	Hillsboro Stadium
	3A	Vale (12-0)	Matt Hawley	Harrisburg (10-3)	Scott Phelps	45-19	Hermiston HS
	2A	Burns (13-0)	Terry Graham	Heppner (12-1)	Greg Grant	49-0	Hermiston HS
	1A	Adrian (12-0)	Paul Shenk	Sherman (11-2)	Ron Townsend	46-28	Hermiston HS
2015	6A	Jesuit (13-0)	Ken Potter	West Linn (11-2)	Chris Miller	21-14	Providence Park, Portland
	5A	Summit (11-1)	Joe Padilla	Ashland (9-3)	Charlie Hall	45-28	Hillsboro Stadium, Portland
	4A	Cascade (11-1)	Steve Turner	Scappoose (9-2)	Sean McNabb	37-28	Hillsboro Stadium
	3A	Vale (10-1)	Jeff Aldred	Santiam Christian (10-2)	Matt Bain	27-20	Hermiston HS
	2A	Heppner (12-0)	Greg Grant	Kennedy (9-2)	Joe Panuke	48-0	Hermiston HS
	1A	Dufur (10-2)	Jack Henderson	Crane (10-2)	Stub Travis	36-32	Hermiston HS
2016	6A	West Linn (14-0)	Chris Miller	Central Catholic (10-4)	Steve Pyne	62-7	Providence Park, Portland
	5A	Lebanon (12-1)	Ty Tomlin	Wilsonville (11-2)	Adam Guenther	34-17	Hillsboro Stadium
	4A	North Bend (11-0)	Gary Prince	Cottage Grove (11-1)	Gary Roberts	35-21	Hillsboro Stadium
	3A	Harrisburg (10-3)	Scott Phelps	Salem Academy (10-3)	Gary Johnson	34-27	Hermiston HS
	2A	Regis (11-2)	Kyle McGrath	Stanfield (11-2)	Davy Salas	53-14	Hermiston HS
	1A	Dufur (12-1)	Jack Henderson	Crane (11-1)	Stub Travis	42-38	Hermiston HS
2017	6A	Clackamas (13-0)	Joe Bushman	South Medford (12-1)	Bill Singler	31-30	Reser Stadium, Corvallis
	5A	Hermiston (11-2)	David Faaeteete	Churchill (12-1)	Anthony Robinson	38-35	Hillsboro Stadium
	4A	Cottage Grove (12-0)	Gary Roberts	Marshfield (11-1)	John Lemmons	48-14	Hillsboro Stadium
	3A	Cascade Christian (12-1)	John Gettman	Santiam Christian (10-3)	Matt Bain	28-21	Cottage Grove HS
	2A	Monroe / Triangle Lake (11-1)	Bill Crowson	Santiam (11-2)	Dustin McGee	36-22	Hillsboro Stadium
	1A	Dufur (12-0)	Jack Henderson	Hosanna Christian (11-2)	Jim Johnston	60-18	Cottage Grove HS



T E A M

ENGINEERED
TO THE EXACT SPECIFICATIONS
OF CHAMPIONSHIP ATHLETES

WIN STATE!

XL

OSAA State Championship Football Games, 11-Man Single-Game Records

see separate record book for 8-man records

INDIVIDUAL

OFFENSE

MOST YARDS RUSHING

357, Andy Taylor, McNary vs. Sheldon, 2001

MOST RUSHING ATTEMPTS

43, 2 tied

MOST RUSHING TOUCHDOWNS

6, Keanon Lowe, Jesuit vs. Sheldon, 2009

LONGEST RUN

90 (TD), Ryan Nall, Central Catholic vs. Jesuit, 2013

MOST PASS ATTEMPTS

52, Scotty Hitner, Cottage Grove vs. Ridgeview, 2013

MOST PASS COMPLETIONS

31, 2 tied

BEST COMPLETION PERCENTAGE (MIN. 15 ATT)

80.8 (21-for-26), Taylor Alie, Sheldon vs. Lake Oswego, 2012

MOST YARDS PASSING

447, Taylor Barton, Beaverton vs. McNary, 1997

LONGEST PASS

98 (TD), Dalton Reimers to Kody Nelson, Grant Union vs. Regis, 2013

MOST PASSING TOUCHDOWNS

6, Taylor Barton, Beaverton vs. McNary, 1997

MOST INTERCEPTIONS THROWN

7 (on 18 att.), Lee, Churchill vs. Corvallis, 1979

MOST RECEPTIONS

13, Jesse Levin, Beaverton vs. McNary, 1997

MOST RECEIVING YARDS

243, Jesse Levin, Beaverton vs. McNary, 1997

MOST RECEIVING TOUCHDOWNS

6, Eric Gustlin, Regis vs. Stanfield, 2016

MOST TOTAL TOUCHDOWNS

7, 2 tied

DEFENSE

MOST INTERCEPTIONS

3, 4 tied

LONGEST INTERCEPTION RETURNS

99 (TD), G. Mendazona, Ridgeview vs. Cottage Grove, 2013

MOST TACKLES

23, Domic Nieri, Sisters vs. Marist, 2007

MOST SACKS

3.0 (17 yards), Mike Petroff, Jesuit vs. West Linn, 2015

SPECIAL TEAMS

MOST PUNT RETURN YARDS

123, Jered White, Dayton vs. Cascade Christian, 2012

LONGEST PUNT RETURNS

88 (TD), Josh Goff, St. Helens vs. Ontario, 1996

MOST KICKOFF RETURN YARDS

186, Jack Bowman, Ridgeview vs. Cottage Grove, 2013

LONGEST KICKOFF RETURNS

95 (TD), Dennis Vitale, Seaside vs. Vale, 1959

BEST PUNTING AVERAGE (MIN. 3 PUNTS)

47.3 (3), L. Chavarin, Lost River vs. Gold Beach, 2004

MOST PUNTS

8, Marcus Ward, Sprague vs. Beaverton, 1999

LONGEST PUNTS

66, Zach Gescher, Regis vs. Grant Union, 2013

MOST FIELD GOALS MADE

3, 2 tied

MOST FIELD GOALS ATTEMPTED

4 (all missed), Kelly Morgan, Sherwood vs. Marist, 2005

LONGEST FIELD GOALS MADE

47, Jeff Hendrix, Santiam Christian vs. Dayton, 2011

LONGEST FIELD GOALS ATTEMPTED

78 (Returned), Kelly Morgan, Sherwood vs. Marist, 2005

MOST PATS MADE

8, Tim Tawa, West Linn vs. Central Catholic, 2016

TEAM

OFFENSE

MOST POINTS SCORED

62, West Linn vs. Central Catholic, 2016

MOST POINTS, HALF

48 (1st), Marist vs. Baker, 2009

MOST POINTS, QUARTER

28 (2nd), 2 tied

HIGHEST COMBINED SCORE

99, McNary 51, Beaverton 48, 1997

LOWEST COMBINED SCORE

0, 3 tied

MOST TOUCHDOWNS

9, 2 tied

MOST RUSHING ATTEMPTS

70, Dayton vs. Neah-Kah-Nie, 1985

MOST RUSHING YARDS

489, Vale vs. Harrisburg, 2014

MOST RUSHING TOUCHDOWNS

7, 3 tied

MOST PASS ATTEMPTS

52, Cottage Grove vs. Ridgeview, 2013

MOST PASS COMPLETIONS

33, Lake Oswego vs. Southridge, 2008

MOST PASSING YARDS

454, Beaverton vs. McNary, 1997

MOST PASSING TOUCHDOWNS

7, Beaverton vs. McNary, 1997

MOST INTERCEPTIONS THROWN

7, Churchill vs. Corvallis, 1979

MOST PLAYS

96, Cottage Grove vs. Ridgeview, 2013

MOST YARDS TOTAL OFFENSE

596, Central Catholic vs. Tigard, 2014

MOST FIRST DOWNS

35, Cottage Grove vs. Ridgeview, 2013

MOST FIRST DOWNS, RUSHING

25, Vale vs. Harrisburg, 2014

MOST FIRST DOWNS, PASSING

20, Beaverton vs. McNary, 1997

MOST FUMBLES

12, Marist vs. Scappoose, 1973

MOST FUMBLES LOST

7, Marist vs. Scappoose, 1973

MOST PENALTIES

17, Sherwood vs. Marist, 2010

MOST PENALTY YARDS

173, Sherwood vs. Marist, 2010

LONGEST TIME OF POSSESSION

33:57, Salem Academy vs. Heppner, 1988

DEFENSE

FEWEST RUSHING YARDS ALLOWED

-55, Roseburg vs. Lebanon, 1981

FEWEST PASSING YARDS ALLOWED

0, 10 tied

FEWEST YARDS TOTAL OFFENSE ALLOWED

-52, Roseburg vs. Lebanon, 1981

MOST INTERCEPTIONS

7, Corvallis vs. Churchill, 1979

MOST SACKS

8 (27 yds), Cascade Christian vs. Nyssa, 2013

SPECIAL TEAMS

MOST PUNTS

8, Sprague vs. Beaverton, 1999

MOST PUNT RETURN YARDS

123, Dayton vs. Cascade Christian, 2012

MOST KICKOFF RETURN YARDS

198, Ridgeview vs. Cottage Grove, 2013

OSAA State Championship Football Games, Single-Game 8-Man Records

see separate record book for 11-man records

INDIVIDUAL

OFFENSE

MOST YARDS RUSHING

384, Ryan Pierson, St. Paul vs. Imbler, 2009

MOST RUSHING ATTEMPTS

42, Tyson Ludwig, Mohawk vs. South Wasco, 2005

MOST RUSHING TOUCHDOWNS

5, 2 tied

LONGEST RUN

86, Ike Ellis, Powers vs. Crane, 1998

MOST PASS ATTEMPTS

30, Todd Baxter, Powder Valley vs. Powers, 2003

MOST PASS COMPLETIONS

18, Todd Baxter, Powder Valley vs. Powers, 2003

BEST COMPLETION PERCENTAGE (MIN. 15 ATT)

75, Dalton McDaniel, Imbler vs. Joseph, 2008

MOST YARDS PASSING

342, Ryan Dancer, Camas Valley vs. Perrydale, 2011

LONGEST PASS

80, Ryan Dancer to Richard Andreas, Camas Valley vs. Perrydale, 2011

MOST PASSING TOUCHDOWNS

5, Kyle Johnson, Imbler vs. Lowell, 2013

MOST INTERCEPTIONS THROWN

3, 2 tied

MOST RECEPTIONS

7, 2 tied

MOST RECEIVING YARDS

215, Richard Andreas, Camas Valley vs. Perrydale, 2011

MOST RECEIVING TOUCHDOWNS

3, Joe Griffin, Imbler vs. Lowell, 2013

MOST TOTAL TOUCHDOWNS

9, Joe Griffin, Imbler vs. Lowell, 2013

DEFENSE

MOST INTERCEPTIONS

2, 3 tied

LONGEST INTERCEPTION RETURNS

76, Gammon, Alsea vs. Ione, 1972

MOST TACKLES

22, Riley Merrigan, Imbler vs. Lowell, 2013

MOST SACKS

3 / 15, Morgan White, Adrian vs. Sherman, 2014

SPECIAL TEAMS

MOST PUNT RETURN YARDS

154, John Gebauer, Perrydale vs. St. Paul, 2002

LONGEST PUNT RETURNS

73, Grant Marcum, Joseph vs. Imbler, 2008

MOST KICKOFF RETURN YARDS

167, Joe Griffin, Imbler vs. Lowell, 2013

LONGEST KICKOFF RETURNS

82, Nick West, Imbler vs. Joseph, 2008

BEST PUNTING AVERAGE (MIN. 3 PUNTS)

45, Bryan Mills, Imbler vs. Mohawk, 2007

MOST PUNTS

4, multiple times vs. .

LONGEST PUNTS

65, Damian Wylie, St. Paul vs. Dufur, 2001

TEAM

OFFENSE

MOST POINTS SCORED

88, Imbler vs. Lowell, 2013

MOST POINTS, HALF

64 (1st), Imbler vs. Lowell, 2013

MOST POINTS, QUARTER

38 (1st), Imbler vs. Lowell, 2013

HIGHEST COMBINED SCORE

164, Imbler 88, Lowell 76, 2013

LOWEST COMBINED SCORE

19, Sisters 19, Ione 0, 1961

MOST TOUCHDOWNS

11, 3 tied

MOST RUSHING ATTEMPTS

85, Mohawk vs. South Wasco, 2005

MOST RUSHING YARDS

620, Lowell vs. Imbler, 2013

MOST RUSHING TOUCHDOWNS

9, Lowell vs. Imbler, 2013

MOST PASS ATTEMPTS

32, Powder Valley vs. Powers, 2003

MOST PASS COMPLETIONS

20, Powder Valley vs. Powers, 2003

MOST PASSING YARDS

342, Camas Valley vs. Perrydale, 2011

MOST PASSING TOUCHDOWNS

5, 2 tied

MOST INTERCEPTIONS THROWN

3, 4 tied

MOST PLAYS

95, Lowell vs. Imbler, 2013

MOST YARDS TOTAL OFFENSE

789, Lowell vs. Imbler, 2013

MOST FIRST DOWNS

34, Mohawk vs. South Wasco, 2005

MOST FIRST DOWNS, RUSHING

29, Mohawk vs. South Wasco, 2005

MOST FIRST DOWNS, PASSING

12, Powder Valley vs. Powers, 2003

MOST FUMBLES

9, Prairie City vs. Camas Valley, 1990

MOST FUMBLES LOST

4, Powers vs. Powder Valley, 2003

MOST PENALTIES

13, Mohawk vs. Imbler, 2007

MOST PENALTY YARDS

295, Dufur vs. Hosanna Christian, 2017

LONGEST TIME OF POSSESSION

33:40, Mohawk vs. South Wasco, 2005

DEFENSE

FEWEST RUSHING YARDS ALLOWED

9, Dufur vs. St. Paul, 2001

FEWEST PASSING YARDS ALLOWED

0, Prairie City vs. Camas Valley, 1990

FEWEST YARDS TOTAL OFFENSE ALLOWED

92, Dufur vs. St. Paul, 2001

MOST INTERCEPTIONS

3, 4 tied

MOST SACKS

6 / 52, Dufur vs. Perrydale, 2006

SPECIAL TEAMS

MOST PUNTS

4, multiple times vs. .

MOST PUNT RETURN YARDS

154, Perrydale vs. St. Paul, 2002

MOST KICKOFF RETURN YARDS

176, Imbler vs. Joseph, 2008

WHAT WILL BE YOUR WINNING COMBINATION?



PARTICIPATE IN HIGH SCHOOL SPORTS AND ACTIVITIES.

#MYREASONWHY

MyReasonWhy.com



OnPoint[®]

COMMUNITY CREDIT UNION

Wilson.

Tires LES SCHWAB



Wendy's



**PACIFIC OFFICE
AUTOMATION**

— PROBLEM SOLVED —

moda
HEALTH

OREGON SCHOOL ACTIVITIES ASSOCIATION

KROSSOVER
powered by **stack sports**



MARINES

DICK'S
SPORTING GOODS



VNN



NSP Northwest Sports Photography



CROWN TROPHY